

# 承認書

APPROVE SHEET



敬請承認如下之形式規格書：

客戶名稱

CUSTOMER: \_\_\_\_\_

貴公司製品名

本公司製品名：

CUSTOMER PN: \_\_\_\_\_ PRODUCT PN:           轻触开关          

貴公司規格

本公司規格：

APPROVAL DAT: \_\_\_\_\_ PRODUCT CODE:           EL-3602S          

客戶料號：

本公司規格書編號：

CUSTOMER NO.: \_\_\_\_\_ PRODUCT DRAWING NO.:           Q/EL-JS08004          

新品承認

NEW APPROVE

規格變更再承認

CHANGE CODE APPROVE

AGAIN

材料變更再承認

CHANGE MATERIAL APPROVE

AGAIN

APPROVAL

批准

DATE:

CHECK

審查

DATE:

DESIGN

設計

DATE:

貴公司承認欄

APPROVAL SIGNATURES

請於\_\_\_\_年\_\_\_\_月\_\_\_\_日前承認返回

日期 DATE: \_\_\_\_\_

PLEASE RETURN TO ADMIT XUNIANRURI

深圳市亿利百斯特电子有限公司

ShenZhen ElyBest Electronics Co., Ltd

付文鹏 (Vincent Fu)

Tel : 0755-28213003

Fax: 0755-85215085

Mob: 18923844556

Email : vincent@elybest.com

Add : 深圳市龙岗区平湖街道世之鼎产业园B栋220

## 1、概述

### GENERAL

### 1.1 适用范围

#### APPLICATION

此规格书适用于机械式轻触开关的相关要求

This specification is applied to the requirements for TACTILE SWITCH (MECHANICAL CONTACT)

### 1.2 工作温度范围

#### Operating Temperature Range

-20℃~70℃ (在标准大气压、标准湿度条件下)

-20℃~70℃ (Normal humidity, normal air pressure)

### 1.3 贮藏温度范围

#### Storage Temperature Range

-30℃~80℃ (在标准大气压、标准湿度条件下)

-30℃~80℃ (Normal humidity, normal air pressure)

### 1.4 测试条件

#### Test Conditions

在没有其它特定的条件下，应该在以下的条件下进行测试和测量：

Unless otherwise specified, tests and measurement shall be made in the following standard conditions:

常温.....5℃~35℃

Normal temperature.....5℃~35℃

标准湿度.....相对湿度25%~85%

Normal humidity.....relative humidity 25%~85%

标准大气压.....86KPa~106Kpa

Normal air pressure.....86kpa~106Kpa

在制造过程中，测试和测量应该在以下的条件下进行：

If any doubt arise from the judgment, tests shall be conducted at the following conditions:

温度.....20℃±2℃


Temperature.....20℃±2℃

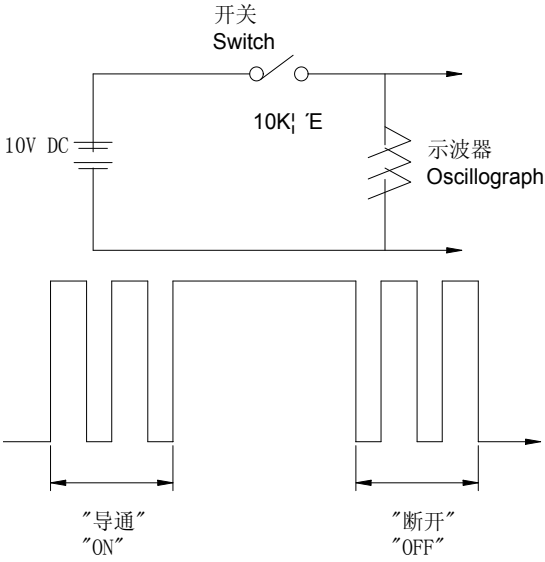
相对湿度.....65%±5%


Relative humidity.....65%±5%

环境气压.....86KPa~106Kpa

Air pressure.....86KPa~106Kpa

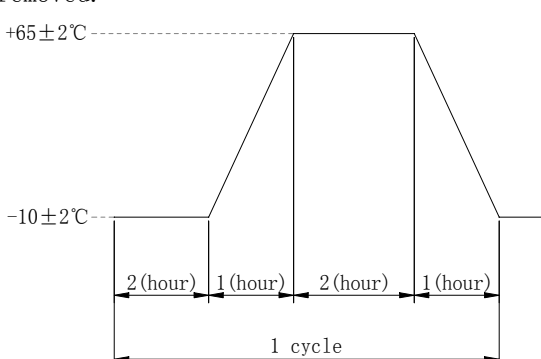
 亿利百斯特	<h1>SPECIFICATION</h1>		Page	2/8
			Version	A/0
MODEL		Date	2013. 11. 30	
<p>2、 详细说明</p> <p>Detailed specification</p> <p>2.1 外观：应无影响、降低产品性能的缺陷；</p> <p>Appearance: There should be no defects that affect the serviceability of product.</p> <p>2.2 结构尺寸和安装尺寸：应符合装配图要求</p> <p>Style and dimension: shall conform to the assemble drawings.</p> <p>2.3 操作形式：有触觉反应的操作</p> <p>Type of actuating: Tactile feedback.</p> <p>2.4 开关结构：单回路单输出(具体的触点结构在装配图中已绘出)；</p> <p>Contact arrangement: 1 pole, 1 throw</p> <p>(Details of contact arrangement are given in the assembly drawings.)</p> <p>2.5 开关工作额定值：DC 12V, 50mA (有效值)</p> <p>Ratings: 12V DC, 50mA (effective value)</p> <p>3、 电气性能：</p> <p>ELECTRICAL SPECIFICATION</p>				
NO.	项目 ITEM	试验条件 TEST CONDITIONS	要求 REQUIREMENTS	
3.1	接触电阻 Contact Resistance	在以 5V 10mA的直流电源或不低于1KHz的交流电源的电路中，以一个等于2倍按力的静负荷施加于手柄中心 Applying a static load of 2 times operating force to the center of the stem, measurements shall be made by 5V DC 10mA or more than 1KHZ AC small-current contact resistance meter.	$\leq 100\text{m}\Omega$	
3.2	绝缘电阻 Insulation Resistance	在端子之间施加DC 100V /1min的条件下，测量端子之间底座、盖板的电阻值 Measurement shall be made following application of 100V DC potential, across terminals, and across terminals and cover, for one minute.	$\geq 100\text{M}\Omega$	
3.3	介质耐压 Dielectric voltage proof	在端子之间施加250V AC (50HZ或60HZ)/1min 250V AC (50HZ or 60HZ) shall be applied across terminals, for one minute.	无击穿、无飞弧 There should be no breakdown and flashover	


NO.	项目 ITEM	试验条件 TEST CONDITIONS	要求 REQUIREMENTS
3.4	触点抖动Bounce	<p>按照正常使用时的力度轻按手柄中心（每秒3~4次），在导通和断开过程中测试开关抖动 Lightly striking the center of the stem at a rate encountered in normal use (3 to 4 times per second), and bounce shall be tested at "ON" and "OFF"</p> 	<p>ON-3msec. max OFF-8msec. max</p>
<p>4、机械性能： MECHANICAL SPECIFICATION</p>			
4.1	按力 Operating Force	<p>开关垂直于操作方向放置，在开关驱动件顶端中心逐渐施力，测量开关导通所需的最大力度 Placing the switch such that the direction of switch operation is vertical and then gradually increasing the load applied to the center of the stem, the maximum load required for the switch to come to a stop shall be measured</p>	<p>refer to chart 3 按力：250±50gf Operating Force:250±50gf</p>
4.2	最大行程 Full Travel	<p>开关垂直于操作方向放置，以一个等于2倍按力的静负荷施加在开关驱动件顶端中心，测量顶端移动的距离。 Placing the switch such that the direction of switch operation is vertical and then applying static load of 2times operating force to the center of the stem; the travel distance for the switch to come to a stop shall be measured.</p>	<p>0.25±0.1mm</p>


 亿利百斯特		<h1 style="margin: 0;">SPECIFICATION</h1>		Page	4/8
				Version	A/0
		MODEL		Date	2013. 11. 30
NO.	项目 ITEM	试验条件 TEST CONDITIONS	要求 REQUIREMENTS		
4.3	回弹力 Return Force	<p>开关垂直于操作方向放置，在开关驱动件顶端中心下降至全行程后，测量顶端向自由位置转换的力度。</p> <p>The sample switch is installed such that the direction of switch operation is vertical and upon depressing the stem in its center to the whole travel distance, the force of the stem to return to its free position shall be measured.</p>	<p>refer to chart 3 回弹力 Return Force:50gf min</p>		
4.4	停止强度 Stop Strength	<p>开关垂直于操作方向放置，从操作方向向驱动件施加30N的静负荷持续1min。</p> <p>Placing the switch such that the direction of switch operation is vertical, and then a static load of 30N shall be applied in the direction of stem operation for a period of 1 min.</p>	<p>无机械和电气损坏 There shall be no sign of damage mechanically and electrically.</p>		
4.5	手柄拔出强度 Stem Strength	<p>开关垂直于操作方向放置，反方向实施最大操作力，并测量手柄的行程范围。</p> <p>Placing the switch such that the direction of switch operation is vertical, and then the maximum force to withstand a pull applied opposite to the direction of stem operation shall be measured.</p>	<p>20N. min.</p>		
4.6	可焊性Solderability	<p>在以下设定条件下进行测量： Measurements shall be made following the test set forth below: (1) 焊接温度:245±5℃ Solder temperature : 245±5℃ (2) 浸入时间:2s±0.5s Immersion time: 2s±0.5s 对于其它步骤参考《GB 5095.6—86》试验12a The other steps please refer to《GB 5095.6—86》TEST 12a</p>	<p>除边缘外涂层应均匀覆盖90%以上 Except for the edge, the coating should cover a minimum 90%</p>		

5、 极限电气性能:

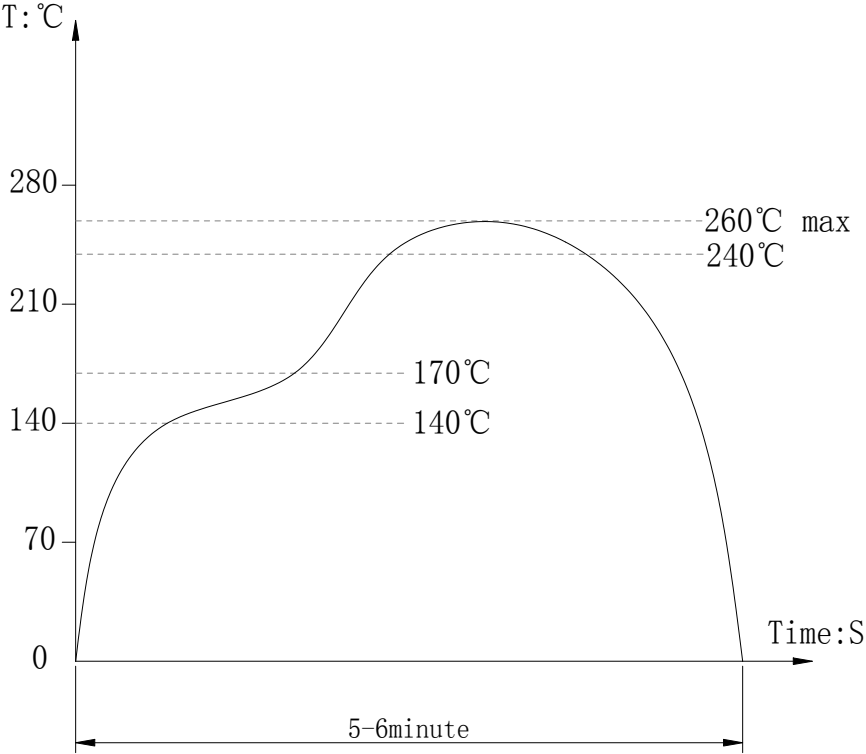
ENVIRONMENTAL SPECIFICATION

NO.	项目 ITEM	试验条件 TEST CONDITIONS	要求 REQUIREMENTS
5.1	低温测试 Resistance to low temperature	<p>样品应按照以下实验条件进行测试，实验后样品应放在常温及标准湿度的环境中1小时后做性能测试:</p> <p>Following the test set forth below the sample shall be left in normal temperature and humidity conditions for 1 h before measurements are made:</p> <p>(1) 温度: <math>-30 \pm 2^{\circ}\text{C}</math> Temperature : <math>-30 \pm 2^{\circ}\text{C}</math></p> <p>(2) 时间: 96h Time: 96h</p>	
5.2	高温测试 Heat resistance	<p>样品应按照以下实验条件进行测试，实验后样品应放在常温及标准湿度的环境中1小时后做性能测试: Following the test set forth below the sample shall be left in normal temperature and humidity conditions for 1 h before measurements are made:</p> <p>(1) 温度: <math>80 \pm 2^{\circ}\text{C}</math> temperature: <math>80 \pm 2^{\circ}\text{C}</math></p> <p>(2) 时间: 96h time: 96h</p>	<p>接触电阻: <math>\leq 200\text{m}\Omega</math> Contact resistance: <math>\leq 200\text{m}\Omega</math> 项目3, 4. 1, 4. 2, 4. 3 Item 3, 4. 1, 4. 2, 4. 3</p>
5.3	温度周期性测试 Change of temperature	<p>根据下面的测试要求进行5次循环的温度周期性测试，实验后样品应放在常温及标准湿度的环境中1小时后做性能测试。测试期间样品应保持干燥.</p> <p>After 5 cycles of following conditions, the sample shall be allowed to stand under normal temperature and humidity conditions for 1 h. and measurements shall be made. During the test water drops shall be removed.</p> 	

		<h1 style="text-align: center;">SPECIFICATION</h1>		Page	6/8
				Version	A/0
MODEL		Date	2013. 11. 30		
NO.	项目 ITEM	试验条件 TEST CONDITIONS	要求 REQUIREMENTS		
5.4	湿温测试 Moisture resistance	<p>样品应按照以下实验条件进行测试，实验后样品应放在常温及标准湿度的环境中1小时后做性能测试：Following the test set forth below the sample shall be left in normal temperature and humidity conditions for 1 h before measurements are made:</p> <p>(1) 温度：60±2℃ temperature: 60±2℃</p> <p>(2) 相对湿度：90%~95% relative humidity:90% to 95%</p> <p>(3) 时间：96h time: 96h</p>	接触电阻：≤200mΩ Contact resistance: ≤200mΩ 项目3, 4. 1, 4. 2, 4. 3 Item 3, 4. 1, 4. 2, 4. 3		
5.5	硫化试验 Sulfuration resistance	<p>样品应按照以下实验条件进行测试，实验后样品应放在常温及标准湿度的环境中1小时后做性能测试：Following the test set forth below the sample shall be left in normal temperature and humidity conditions for 1 h before measurements are made:</p> <p>(1) H2S气体浓度：3ppm±1ppm H2S gas concentration: 3ppm±1ppm</p> <p>(2) 时间：72h Time: 72h</p> <p>(3) 温度：40±2℃ (90~95%RH) temperature: 40±2℃ (90~95%RH)</p>			
5.6	盐雾试验 Salt Mist	<p>在以下设定条件下进行测量： The switch shall be checked after following test:</p> <p>(1) 温度：35℃±2℃ temperature: 35℃±2℃</p> <p>(2) 盐溶液浓度：5±1% (质量百分比) salt solution : 5±1%(solids by mass)</p> <p>(3) 时间：8h±1h Time: 8h±1 hour</p> <p>实验后的盐沉积物后水冲掉 After test, salt deposit shall be removed by running water.</p>	金属件上没有腐蚀斑点 No remarkable corrosion shall be recognized in metal part.		

 亿利百斯特	<h1 style="margin: 0;">SPECIFICATION</h1>		Page	7/8
			Version	A/0
MODEL		Date	2013. 11. 30	
6、 极限机械性能： ENDURANCE SPECIFICATION				
NO.	项目 ITEM	试验条件 TEST CONDITIONS	要求 REQUIREMENTS	
6.1	工作寿命 Operation life	根据下面的测试要求进行测试： Measurement shall be made following the test set forth below: (1) DC 12V, 50mA带负载 DC 12V, 50 mA resistive load (1) 按动速率：2次/秒 Rate of operation: 2 times/s (3) 按力：按力的1.5倍 (4) Operating Force: Operating Force 1.5倍 (5) 平均无故障寿命：Average fault-free life 30000 次	接触电阻 $\leq 200\text{m}\Omega$ Contact resistance $\leq 200\text{m}\Omega$ 触点弹力 $\leq 10\text{ms}$ Contact bounce $\leq 10\text{ms}$ 按力：初值的 $\pm 30\%$ Operating Force: initial value $\pm 30\%$ 项目3, 4.1, 4.2, 4.3 Item 3, 4.1, 4.2, 4.3	
6.2	振动Vibration	根据以下给定条件进行测试： Measurement shall be made following the test set forth below: (1) 振动频率范围：10~55~10Hz Vibration frequency range: 10 to 55 to 10Hz (2) 振幅（峰—峰）：1.5mm Amplitude: 1.5mm (3) 振动方向：包括手柄行程方向在内的三个相互垂直的方向 Direction of vibration: Three mutually perpendicular direction including the direction of stem travel (4) 测试时间：每次2hours . Duration: Each 2hours.	项目3, 4.1, 4.2, 4.3 Item 3, 4.1, 4.2, 4.3	
7、 焊接条件： SOLDERING CONDITIONS:				
7.1	手工焊接 Hand soldering	请按以下条件进行焊接： (1) 焊锡温度： $\leq 350^{\circ}\text{C}$ (2) 连续焊接时间： $\leq 5\text{ s}$ Please practice according to below conditions: (1) Soldering temperature: $350^{\circ}\text{C}$ Max. (2) Continuous soldering time: 5 s Max.		



NO.	项目 ITEM	条件 CONDITIONS
7.2	自动焊接 Automatic soldering	<p>在使用的情况下自动焊接 In case the automatic flow soldering is to be used</p> <p>(1) 预热 ----- 150°C ~ 175°C, 40 ~ 80 sec Preheat ----- 150°C ~ 175°C, 40 ~ 80 sec</p> <p>(2) 峰值温度----- 260°C (max) Peak temperature ----- 260°C (max)</p> <p>(3) 焊接区温度----- 260°C, 1 ~ 4 sec, 2 times (max) Soldering area temperature ----- 260°C, 1 ~ 4 sec, 2 times (max)</p>  <p style="text-align: center;">&lt; Temperature profile &gt;</p>

8、 Other precautions其他注意事项

8.1 印刷基板的安装孔尺寸参见产品图。

Follow recommended P.W.B. piercing plan in outside drawing page.

8.2 注意不要施加超负荷的压力或晃动开关。

Please be cautions not to give excessive static load or shock to swiches.

8.3 进行焊接过程中，不可以用溶剂或类似品清洗开关

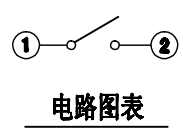
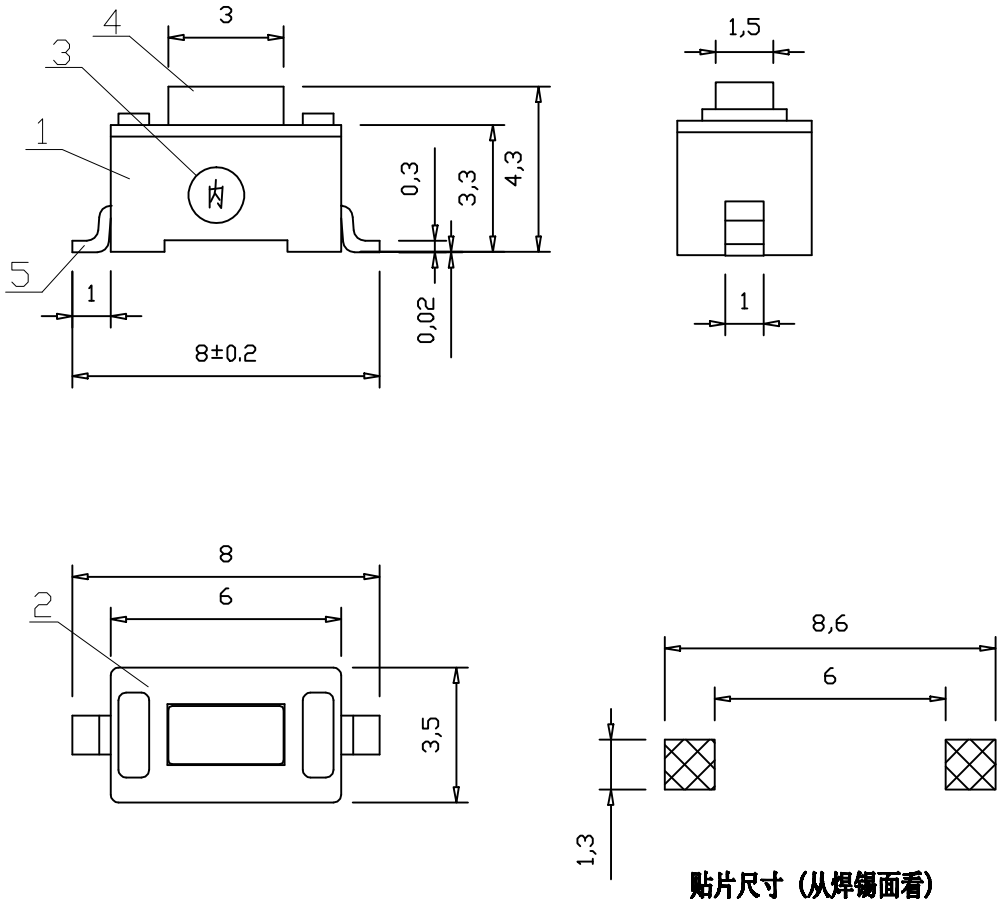
Following the soldering process,do not try to clean the switch with a solvent or the like.

8.4 防止助焊剂从开关的顶端渗入

Safeguard the switch assembly against flux penetration from its topside.

8.5 保管时尤其应注意避开高湿高温和有腐蚀性气体的环境。如需要长时间保存，请不要打开包装箱。

Preservation under high temperature and high high humidity or corrosive gas should be avoided Especially . When you need to preserve for a long period ,do not open the carton.



环境条件 Environmental Conditions		额定负载 Rated Current Capacity	接触电阻 Contact Resistance	绝缘电阻 Insulation Resistance	耐压 Withstand Voltage	工作寿命 Life	接力度 Press Force
温度 Temperature	相对湿度 Relative Humidity	0.5A/12V	≤25mΩ	≥100mΩ	AC250V	3万次	250±50gf
-25~85℃	95% (40℃)						

未注公差:

角度	±5°
16 < L ≤ 80	±0.3
4 < L ≤ 16	±0.2
L ≤ 4	±0.1

序号	部件名称	数量	材料	颜色/镀层	备注
5	卡件	1	H62 t=0.3	镀 Ag	
4	按钮	1	增强 PPA G30	白色	
3	簧片	1	进口不锈钢覆银 t=0.06或0.07		
2	盖板	1	SP12 t=0.3	镀 Cu/Cn	
1	底座	1	增强 PPA G30	白色	

借(通)用件登记	
描图	
描校	
旧底图总号	
底图总号	
签字	
日期	
工艺	

标记	处数	更改文件号	签字	日期	轻触开关 3*6*4.3 H(贴片8.0型)			
设计			标准化		图样标记	视图	单位	比例
校对			批准		S A B		mm	
审核					共 1 张		第 1 张	
日期			日期					

深圳市亿利百斯特电子有限公司

## 外型图

# EL-3602S